



**ABRAZADERA**  
DREAN  
FUELLE EXT EXC/BLUE  
6.06/8/7.09/10  
**20294/5**




**ABRAZADERA**  
DREAN  
FUELLE INT EXC/BLUE  
606/8/7.09/10/  
**20293/6**



**AMORTIGUADOR**  
DREAN  
GOLD 156/1910/6.06/  
6.10 LEG  
**20324/5**



**ANILLO**  
AURORA  
PERILLA 5114/15/17  
LEG  
**20347/6**



**ARANDELA**  
DREAN  
EMBRAGUE CONCEPT  
ELECTRONIC LEG  
**20362/5**



**ARO**  
AURORA  
PUERTA EXT 5114/15/17  
LEG  
**20345/8**




**ARO**  
DREAN  
PUERTA EXT EXC/BLUE  
6.06/8/7.09/10/  
**20291/8**



**ARO**  
DREAN  
PUERTA INT EXC/BLUE  
6.06/8/7.09/10/  
**20292/7**



**BISAGRA**  
DREAN  
PUERTA EXC/BLUE  
6.06/8/7.09/10/8.12  
**20296/3**



**BISAGRA**  
PHILIPS/WHIRLPOOL  
TAPA SUP 050/284/611  
NAC  
**15394/9**



**BLOCAPUERTA**  
DREAN  
CARGA SUP GOLD 156/  
1910/6.06/6.10 L  
**18985/7**



**BOLSA**  
P/LAVAR PRENDAS  
GRANDE 50X70  
C/CIERRE  
**08864/7**




**BUJE**  
DREAN  
CONO DE POLEA  
EXCELENT 164/6/86/  
AUR  
**18992/7**



**BUJE**  
DREAN  
CONO POLEA EXC/  
BLUE 6.06/8/7.09/10  
**20303/2**




**BUJE**  
G.ELECTRIC CONICO  
FIJACION TACHO  
FUZZY 11 KG T  
**20463/3**



**BURLETE**  
DREAN  
CUBA EXC/BLUE  
6.06/8/7.09/10/8.12/A  
**20299/0**



**BURLETE**  
DREAN  
CUBA GOLD 156/1910/  
6.06/6.10 LEG  
**20336/0**



**CAJA**  
DREAN  
CONCEPT ELECTRONIC  
COMP LEG  
**20356/4**




**CODO**  
DREAN  
CONEX MANGUERA  
DESAG A BOMBA EXC/6  
**15381/8**



**CODO**  
DREAN  
ENT EXC/BLUE  
6.06/8/7.09/10/8.12/ AUR  
**20487/3**




**CODO**  
DREAN  
ENT GOLD 156/1910/  
6.06/6.10 LEG  
**20335/1**




**CODO**  
DREAN  
SAL EXC/BLUE 6.06/8/  
7.09/10/8.12 AU  
**20298/1**




**CODO**  
DREAN  
SAL GOLD 156/1910/6.06/  
/6.10 LEG  
**20334/2**




**CODO**  
LONGVIE/KEN  
SAL L3613/16/3815/  
LS3817 LARGO T/LEG  
**15373/7**




**CORREA**  
4PJ 1133 MEGADYNE  
DREAN EXC/AURORA  
**20523/4**



**CORREA**  
5PJ 1172 MEGADYNE  
DREAN EXC/AURORA  
**20522/5**




**CORREA**  
BTS  
4PJ 1133 DREAN GOLD  
156/1910/6.06/6  
**18994/7**



**CORREA**  
BTS  
4PJ 1181 DREAN EXC  
166/86/ AURORA 51

**20283/9**




**CORREA**  
BTS  
4PJ 1255 BOSCH

**20503/0**




**CORREA**  
BTS  
4PJ 1270

**18993/6**




**CORREA**  
BTS  
5PJ 1184 DREAN BLUE  
6.08/7.09/7.10/

**19957/1**




**CORREA**  
BTS  
5PJ 1184 DREAN BLUE  
6.08/7.09/7.10

**19979/3**




**CORREA**  
BTS  
8PH 1200 DREAN GOLD  
1910/6.10 (ELAS)

**18995/4**




**CORREA**  
BTS  
8PH 1317 DREAN  
FAMILY

**18973/2**




**CORREA**  
BTS  
8PH 1317 DREAN  
FAMILY (ELASTICA)

**18958/3**



**CORREA**  
BTS  
8PJ 1173 DREAN BLUE  
6.06 (ELASTICA)

**19956/2**



**CRISTAL PUERTA**  
DREAN  
EXC/BLUE 6.06/8/7.09/  
10/8.12/AURORA

**20311/1**




**EJE**  
DREAN  
CENTRAL C/IMPULSOR/  
BUJES CONCEPT EL

**20355/5**




**EJE**  
L/POLEA  
GOLD 156/1910/6.06/  
6.10 LEG

**20325/4**




**EJE**  
DREAN  
O/POLEA GOLD 156/  
1910/6.06/6.10

**20326/3**



**EJE**  
DREAN  
SOP TAMBOR  
EXC/BLUE 6.06/8/7.09/10

**20297/2**



**EJE**  
DREAN  
SOP TAMBOR  
EXC/BLUE 8.12 LEG

**20322/7**




**ELECTROVALVULA**  
G.ELECTRIC  
1 VIA A 90° DOBLE  
SALIDA AZUL LEG

**20460/6**




**ENGRANAJE**  
DREAN  
ARRASTRE EMBRAGUE  
HEMBRA CONEPT EL

**20361/6**




**ENGRANAJE**  
DREAN  
ARRASTRE EMBRAGUE  
MACHO CONEPT ELE

**20359/1**



**FUELLE**  
DREAN  
RECT GOLD 156/1910/  
6.06/6.10 LEG

**20333/3**




**INTERRUPTOR**  
DREAN  
BIPOLAR 4C EXCELENT  
510/10/60/660/1

**19912/8**




**INTERRUPTOR**  
DREAN  
FUNC GOLD 156/1910/  
6.06/6.10 LEG

**20344/9**



**JABONERA**  
DREAN  
FIJA EXC/BLUE 6.06/8/  
7.09/10/8.12/A

**20295/4**



**JABONERA**  
DREAN  
MOVIL EXC/BLUE  
6.06/8/7.09/10/8.12

**20300/5**



**KIT CIERRE DE PUERTA**  
DREAN  
EXC/BLUE 6.06/8/7.09/  
10/8.12/AURORA

**20312/0**



**KIT CIERRE DE PUERTA**  
WHIRLPOOL  
643/53/63/ESLAB/COV/  
ZENITH/AURORA N

**15395/9**



**KIT CIERRE DE PUERTA**  
WHIRLPOOL  
MANIJA 643/53/63/  
ESLABON/COV/ZENITH

**15396/9**




**MANGUERA DE CARGA**  
FOCO/STANDAR  
1.20 MTS NACIONAL

**06815/5**

**ULTIMAS INCORPORACIONES**




**MOTOR**  
DREAN/AURORA  
16 POLOS 5 CONT  
C/POLEA MULTI V  
**20465/1**



**PATA**  
ELECTROLUX  
500/5/7/8/1007  
WESTING 55/85/105LEG  
**18673/5**



**PERILLA**  
AURORA  
BASE PROG 5114  
LEG  
**20348/5**




**PERILLA**  
AURORA  
BASE PROG 5115  
LEG  
**20349/4**




**PERILLA**  
AURORA  
BASE PROG 5117  
LEG  
**20350/0**




**PERILLA**  
AURORA  
BASE PROG 5117 TT  
LEG  
**20351/9**


**PERILLA**  
DREAN  
BASE INF GOLD 156/  
1910/6.06/6.10 LEG  
**20330/6**



**PERILLA**  
DREAN  
BASE SUP GOLD 156/  
1910/6.06/6.10 LEG  
**20329/0**



**PERILLA**  
DREAN  
PROG EXC/BLUE  
6.06/8/7.09/10/8.12 LEG  
**20301/4**



**PERILLA**  
DREAN  
PROG V38 GOLD 156/  
1910/6.06/6.10 LEG  
**20331/5**




**PERILLA**  
DREAN  
PROG V50 GOLD 156/  
1910/6.06/6.10 LEG  
**20332/4**




**PERNO**  
DREAN  
TRABA PESTILLO  
PTA EXC/BLUE 6.06/8/  
**20305/0**




**PESTILLO**  
DREAN  
TIRADOR EXC/BLUE  
6.06/8/7.09/10/8.1  
**20307/8**



**PESTILLO**  
PHILIPS/WHIRLPOOL  
TAPA 091 ESLAB/COV/  
INP/IND/ARISTON  
**15391/9**




**PLAQUETA ELECTRONICA**  
DREAN  
EXC/BLUE 6.06 LEG  
**20313/9**




**PLAQUETA ELECTRONICA**  
DREAN  
EXC/BLUE 6.06P LEG  
**20314/8**



**PLAQUETA ELECTRONICA**  
DREAN  
EXC/BLUE 6.08/7.09LEG  
**20315/7**




**PLAQUETA ELECTRONICA**  
DREAN  
EXC/BLUE 6.08/7.09 P  
LEG  
**20316/6**




**PLAQUETA ELECTRONICA**  
DREAN  
EXC/BLUE 7.10 LEG  
**20317/5**




**PLAQUETA ELECTRONICA**  
DREAN  
EXC/BLUE 8.12 LEG  
**20319/3**




**PLAQUETA ELECTRONICA**  
DREAN  
EXC/BLUE 8.12 P LEG  
**20320/9**




**PLAQUETA ELECTRONICA**  
DREAN  
GOLD 1910/6.10 LEG  
**20340/3**




**PLAQUETA ELECTRONICA**  
WHIRLPOOL/C  
EWT22A/24A/09/07  
ESLABON T/LEG  
**19958/0**



**POLEA**  
DREAN  
MOTOR CONCEPT  
ELECTRONIC LEG  
**20354/6**




**POLEA**  
DREAN  
TAMBOR PLANA  
CONCEPT ELECTRONIC  
LEG  
**20358/2**



**POLEA**  
DREAN  
TAMBOR PLANA  
EXC/BLUE 6.06/8/7.09/1  
**20308/7**



	<p><b>POLEA</b></p> <p>DREAN TAMBOR PLANA EXC/BLUE 8.12 LEG</p> <p><b>20323/6</b></p>		<p><b>POLEA</b></p> <p>DREAN TAMBOR PLANA GOLD 156/1910/6.06/6.1</p> <p><b>20337/9</b></p>		<p><b>POLEA</b></p> <p>DREAN TAMBOR PLANA GOLD 1910/6.10 LEG</p> <p><b>20341/2</b></p>
	<p><b>PRESOSTATO</b></p> <p>DREAN 3C LAT FAMILY LEG</p> <p><b>20353/7</b></p>		<p><b>PRESOSTATO</b></p> <p>DREAN 4C LAT CONCEPT ELECTRONIC LEG</p> <p><b>20357/3</b></p>		<p><b>PRESOSTATO</b></p> <p>DREAN 4C LAT EXC/BLUE 6.06P/08P/7.09P/10P</p> <p><b>20321/8</b></p>
	<p><b>PRESOSTATO</b></p> <p>DREAN 4C LAT GOLD 156/6.06 LEG</p> <p><b>20339/7</b></p>		<p><b>PRESOSTATO</b></p> <p>DREAN 4C LAT GOLD 1910/6.10 LEG</p> <p><b>20342/1</b></p>		<p><b>PRESOSTATO</b></p> <p>DREAN EXCELENT 510/40/60/ 660/164/188 AURO</p> <p><b>19911/9</b></p>
	<p><b>RELOJ</b></p> <p>DREAN SECUENCIADOR FAMILY 076A/086A 860/1</p> <p><b>20352/8</b></p>		<p><b>RESORTE</b></p> <p>DREAN EMBRAGUE CONCEPT ELECTRONIC LEG</p> <p><b>20360/7</b></p>		<p><b>RESORTE</b></p> <p>DREAN TIRADOR EXC/BLUE 6.05/8/7.09/10/8.1</p> <p><b>20310/2</b></p>
	<p><b>RETEN</b></p> <p>G.ELECTRIC CAJA FUZZY 11 KG T/LEG</p> <p><b>20462/4</b></p>		<p><b>RODAMIENTO</b></p> <p>DREAN L/POLEA GOLD 156/ 1910/6.06/6.10 LEG</p> <p><b>20327/2</b></p>		<p><b>RODAMIENTO</b></p> <p>DREAN O/POLEA GOLD 156/ 1910/6.06/6.10 LEG</p> <p><b>20328/1</b></p>
	<p><b>SOPORTE</b></p> <p>DREAN DADO AMORT EXC/BLUE 6.06/8/7.09/10</p> <p><b>20304/1</b></p>		<p><b>SOPORTE</b></p> <p>DREAN INTERRUPTOR/ TERMOACTUADOR CONCEPT E</p> <p><b>20363/4</b></p>		<p><b>TABLERO</b></p> <p>WHIRLPOOL/C ADORNO CWD22B/600 LEG</p> <p><b>20381/0</b></p>
	<p><b>TAPA</b></p> <p>AURORA PERILLA 5114/15/17 LEG</p> <p><b>20346/7</b></p>		<p><b>TAPON</b></p> <p>DREAN ELECTROBOMBA C/ FILTRO EXC/BLUE 6.06</p> <p><b>20302/3</b></p>		<p><b>TIMER MECANICO</b></p> <p>DREAN EATON EC 4961.01 GOLD 156/1910/6.06</p> <p><b>20338/8</b></p>
	<p><b>TUERCA</b></p> <p>G.ELECTRIC FIJACION CAJA FUZZY 11 KS DE BRONCE</p> <p><b>20461/5</b></p>				



**BASE**  
LUMER  
BLANCA PEABODY/  
TOP HOUSE/TURENA/  
TELEFUNKEN/DIPL  
**20618/1**



**BASE**  
LUMER  
NEGRA PEABODY/  
TOP HOUSE/TURENA/  
TELEFUNKEN/DIPL  
**20619/0**



**BOQUILLA**  
LUMER  
BLANCA PEABODY  
P/MANGUERA DE DESC  
**20612/7**



**BOQUILLA**  
LUMER  
BLANCA TOP HOUSE/  
TURENA/TELEFUNKEN/  
DIPLOMATI  
**20610/9**




**BOQUILLA**  
LUMER  
NEGRA TOP HOUSE/  
TURENA/TELEFUNKEN/  
DIPLOMATI  
**20611/8**



**CABEZAL**  
LUMER  
BLANCO PEABODY/  
TOP HOUSE/TURENA  
TELEFUNKEN/DIPLO  
**20613/6**



**CABEZAL**  
LUMER  
NEGRO PEABODY/  
TOP HOUSE/TURENA  
TELEFUNKEN/DIPLO  
**20614/5**



**CABLE**  
LUMER  
DE FRENO PEABODY  
TOP HOUSE/TURENA  
TELEFUNKEN/DIPLO  
**20615/4**



**CABLE**  
LUMER  
LINEA PEABODY  
TOP HOUSE/TURENA  
TELEFUNKEN/DIPLO  
**20616/3**



**FLEJE**  
LUMER  
DE FRENO PEABODY  
TOP HOUSE/TURENA  
TELEFUNKEN/DIPLO  
**20617/2**



**LEVA DE FRENO**  
LUMER  
DE ACCIONAM  
PEABODY/TOP HOUSE/  
TURENA/TELEFUNKEN  
**20622/4**



**MANGUERA DE  
DESCAGA**  
LUMER  
PEABODY LEG  
**20625/1**



**PALANCA**  
LUMER  
AZUL PEABODY LEG  
**20609/3**



**PALANCA**  
LUMER  
BLANCA TOP HOUSE/  
TURENA/TELEFUNKEN/  
DIPLOMATIC  
**20605/7**



**PALANCA**  
LUMER  
NARANJA FARAON  
LEG  
**20608/4**



**PALANCA**  
LUMER  
NEGRA TOP HOUSE/  
TURENA/TELEFUNKEN/  
DIPLOMATIC  
**20606/6**



**PALANCA**  
LUMER  
VERDE FARAON  
LEG  
**20607/5**



**RESORTE**  
LUMER  
TAPA PEABODY/  
TOP HOUSE/TURENA  
**20620/6**



**TAPA**  
LUMER  
AZUL PEABODY LEG  
**20604/8**



**TAPA**  
LUMER  
CELESTE TOP HOUSE/  
TURENA/TELEFUNKEN/  
DIPLOMATIC  
**20600/2**



**TAPA**  
LUMER  
GRIS FUMME  
TOP HOUSE/TURENA/TE  
**20601/1**




**TAPA**  
LUMER  
NARANJA FARAON  
LEG  
**20603/9**




**TAPA**  
LUMER  
VERDE PEABODY  
LEG  
**20602/0**



**TORNILLO**  
LUMER  
AJUSTE TAMBOR  
PEABODY/TOP HOUSE  
TURENA/TELEFUNKEN  
**20624/2**



**TRABA**  
LUMER  
DE PALANCA  
PEABODY/TOP HOUSE/  
TURENA/TELEFUNKEN  
**20623/3**




**VARILLA**  
LUMER  
DE MANDO METAL 4KG  
PEABODY/TOP HOUSE/  
TURENA/TELEFUNKEN  
**20629/7**



**VARILLA**  
LUMER  
DE MANDO METAL 5KG  
PEABODY/TOP HOUSE/  
TURENA/TELEFUNKEN  
**20630/3**

	<b>VARILLA</b>
	LUMER DE MANDO METAL 6KG PEABODY/TOP HOUSE/ TURENA/TELEFUNKEN
	<b>20631/2</b>

	<b>VARILLA</b>
	LUMER DE MANDO PLAST 4KG PEABODY/TOP HOUSE/ TURENA/TELEFUNKEN
	<b>20626/0</b>

	<b>VARILLA</b>
	LUMER DE MANDO PLAST 5KG PEABODY/TOP HOUSE/ TURENA/TELEFUNKEN
	<b>20627/9</b>

	<b>VARILLA</b>
	LUMER DE MANDO PLAST 6KG PEABODY/TOP HOUSE/ TURENA/TELEFUNKEN
	<b>20628/8</b>

	<b>VENTILADOR</b>
	LUMER PEABODY/TOP HOUSE/ TURENA/TELEFUNKEN/ DIPLOMATI
	<b>20621/5</b>